




VPixx Technologies
Vision Science Solutions



RESPONSEpix

(VPX-ACC-3100)

(VPX-ACC-3000)

(VPX-ACC-3050)

Installation Guide

Version 1.0

Phone : (514) 328-7499

1 (844) 488-7499 - Toll Free USA/Canada

EMAIL: support@vpixx.com

www.vpixx.com



IMPORTANT

VPixx Technologies Inc. reserves the right to modify or otherwise update this document without notice as required by a constantly evolving marketplace, client requests or to adapt to new progress or constraints in engineering or manufacturing technology. The information contained in this document may change without prior notice.

No part of the written material accompanying this product may be copied or reproduced in any form, in an electric retrieval system or otherwise, without prior written consent of VPixx Technologies Inc.

Product/company names mentioned in this document are the trademarks of their respective owners.

VIEWPixx, *DATAPixx*, *PROPixx* and *RESPONSEPixx* are registered Trademarks of VPixx Technologies Inc.

For more information about our company and products, visit our Web site at www.vpixx.com

For information, comments or suggestions, please contact us by e-mail at support@vpixx.com

Our offices are located at:

**630 Clairevue West suite 301
Saint-Bruno, Qc
Canada, J3V 6B4**

Version History of this document

Version Updated to	Date	Author	Reason
1.0	2020/01/27	P.Kakos	v1.0 release of installation guide

Document Icons

The use of icons emphasizes helpful, caution or warning notes. Below is a list of the icons available.




Icon	Type	Description
	Helpful Hint	<i>Information to help out during assembly, installation or usage</i>
	Caution Notice	<i>Important Information to prevent misuse and/or damage to equipment</i>
	Warning	<i>Critical information to prevent damage to equipment and/or personnel</i>

Table of Contents

Table of Contents	2
Table of Tables	2
Overview	3
General specifications	4
RESPONSEPixx Handheld Specifications (VPX-ACC-3100)	4
RESPONSEPixx Dual Handheld Specifications (VPX-ACC-3000)	4
RESPONSEPixx Tabletop Specifications (VPX-ACC-3050)	4
I/O connector descriptions	5
DB-25 connector	5
Using your RESPONSEPixx	6
Using with a VPixx system	6
Using with a Parallel Port Adaptor (VPX-ACC-3950)	6
Maintenance	7
Cleaning the RESPONSEPixx	7
Warranty	8

Table of Tables

TABLE 1 DB-25 PIN ASSIGNMENT	5
------------------------------------	---

Overview

This manual provides installation and maintenance information for VPixx Technologies Inc.'s RESPONSEPixx.

For technical questions or product support information, do not hesitate to contact the VPixx support team by phone or by sending an E-mail at support@vpixx.com.



By creating your *MyVPixx* account on the VPixx Technologies website, you will have access to additional product documentation, demos, source code examples and the latest firmware and software drivers.

General specifications

There are 3 versions of our RESPONSEPixx line of reliable, ergonomic response boxes. These three versions are detailed below. Custom configurations are also available.

Connecting the RESPONSEPixx to a DATAPixx, VIEWPixx or PROPixx will give you microsecond-precise response times, with a reliability that exceeds USB-based response boxes. Each of the RESPONSEPixx buttons can be illuminated under software control, and can cue subjects during forced-choice paradigms. The RESPONSEPixx uses medical grade silicone cables, resulting in maximum flexibility and durability.

RESPONSEPixx Handheld Specifications (VPX-ACC-3100)

- Handheld response box with 5 thumb buttons
- Guaranteed microsecond-precise reaction time measurement when interfaced to a VPixx system
- Illuminated buttons can cue subjects when a response is required, and which responses are valid
- 14 x 10.2 x 3.5 cm (5.5 x 4.0 x 1.38 inches)
- 3.66m (12 ft) interface cable with DB-25 connector

RESPONSEPixx Dual Handheld Specifications (VPX-ACC-3000)

- Two handheld response boxes with 2 thumb buttons each
- Guaranteed microsecond-precise reaction time measurement when interfaced to a VPixx system
- Illuminated buttons can cue subjects when a response is required, and which responses are valid
- 10 x 5.8 x 2.85 cm (3.95 x 2.0 x 1.12 inches)
- 3.66m (12 ft) interface cable with DB-25 connector

RESPONSEPixx Tabletop Specifications (VPX-ACC-3050)

- Tabletop response box with 5 large robust buttons
- Guaranteed microsecond-precise reaction time measurement when interfaced to a VPixx system
- Illuminated buttons can cue subjects when a response is required, and which responses are valid
- 23.3 x 13.34 x 6 cm (9.18 x 5.25 x 2.36 inches)
- 3.66m (12 ft) interface cable with DB-25 connector

I/O connector descriptions

DB-25 connector

The following table shows the DB-25 pin assignment.

Table 1 DB-25 pin assignment

RESPONSEPixx DB-25 Pin	RESPONSEPixx assignation	VPixx system Digital Input
1	RED button	DIN 0
2	Green button	DIN 2
3	White button *	DIN 4
14	Yellow button	DIN 1
15	Blue button	DIN 3
9	Red led	DIN 16
10	Green led	DIN 18
11	White led *	DIN 20
22	Yellow led	DIN 17
23	Blue led	DIN 19

* White button is not implemented on all control pads

Using your RESPONSEPixx

Using with a VPixx system

Connect the RESPONSEPixx to the female connector DIGITAL IN of your DATAPixx, VIEWPixx or PROPixx.

The RESPONSEPixx has 5 illuminated buttons. Each of the buttons can be illuminated through software control, and can cue subjects during forced-choice paradigms.



*For more information on using your RESPONSEPixx, please refer to the **Application Guide for VPixx products**.*

Using with a Parallel Port Adaptor (VPX-ACC-3950)

Connect the RESPONSEPixx to the female connector and plug the dongle (using the male side connector) to the PC's parallel port. Refer to the *Parallel Port Adaptor user manual* for more information.

Maintenance

Cleaning the RESPONSEPixx

Clean the surface of your RESPONSEPixx as required and depending on usage.



Do not use cleaners that contain any petroleum-based materials such as benzene, thinner, or any volatile substance to clean the RESPONSEPixx.

Warranty

The RESPONSEPixx is warranted against manufacturing defects in materials and workmanship for two years for parts and labor from the date of purchase.



VPiXX Technologies Inc.

630 Clairevue West suite 301

Saint-Bruno, Qc

Canada, J3V 6B4

TEL/FAX: (514) 328-7499

TOLL FREE: (844) 488-7499 (USA/CANADA)

EMAIL: sales@vpixx.com